


# Sort the extracts according to which school year you think they are aimed at



Year 1

Year 2

Year 5&6

Year 3

Year 4

- How do you know?
- What are the differences between them?
- Is this what you expected?

## Treasure Island

Captain Smollett pulled something from his pocket and opened it up. Silver recognised it as a map of the island and felt a rush of excitement. However, he felt disappointed when he couldn't see a big, red cross. This wasn't the treasure map that he was looking for. "This is a very detailed map," he said slowly. "Pirates definitely didn't make this."

## The Dual World of Anders Arnfield

Fuelled by rage and revenge, Anders Arnfield stood in front of the giant gates of Pengreg Hall and raised his sword to face the snarling creature ahead. In front of him, and for miles beyond, lay the ruins of the ancient Gunders Wood, which were now just smouldering ashes as the once tall trees lay forlorn on the forest floor. Behind the great house over his shoulder, he could sense the path to freedom but he was determined not to take the easy way out.

## Sameera's Dancing Shoes

The day is finally here. I've been practising my lines for weeks now and I'm pretty sure they're stuck in my head. I've gone over my cues and my stage directions over and over again in the backyard, the biggest space we have, even in the pouring rain. My Grandma is tired of hearing me speaking in old-fashioned phrases, like a real-life Shakespearean actor.

## The Boy and the Rainbow

"Welcome to red!" said the creature. The boy ran into the red world excitedly. Rows of giant toadstools lined a winding path of red brick. They hopped from one to another as red parrots raced above them.



## The Zoo Vet

On Monday, George the giraffe visited the vet. He had a sore throat. The vet gave George some medicine and a scarf to wrap around his neck.

Thanks to the vet, the patient soon began to feel much better.




# Answers

Text	School Year	Age
The Zoo Vet	1	5-6
The Boy and the Rainbow	2	6-7
Treasure Island	3	7-8
Sameera's Dancing Shoes	4	8-9
The Dual World of Anders Arnfield	5&6	9-11

How many did you get right?

Was this easy or difficult?

Any interesting points from your discussions?



# Why is reading important for young people?



- Research shows that reading regularly can improve literacy and language skills.
- For example, reading **comprehension** (understanding what we read), reading **fluency** (reading quickly and accurately) and **decoding** (breaking down unfamiliar words to help pronounce them) benefit from a regular reading practice.
- Reading fiction books might help teenagers develop their understanding of 'who they are'. Research has shown that connecting with fictional characters helps readers to explore their own identities.
- Fiction books might also help teenagers to develop their understanding of other people and their ability to take others' perspectives.
- Connections with texts can also help readers navigate difficult emotions and understand their experiences.



# Tips for creating a culture at home




- Books need to be visible, accessible and appropriate for their level
- Choose books based on interests or topics being covered at school
- In the living room, bedroom and the car. You could create a family bookshelf
- Create the time for it e.g. 30 minutes before bedtime
- Choose a comfortable space



# Tips for creating a culture at home



- Reward reading
- Choose books that have good films
- Read a few chapters and watch up to that part in the film
- A movie night can be a great reward
- You can do it in chunks



# Tips for creating a culture at home




- Read your book around them
- Tell them what you are reading and what it is about
- Ask questions about what they are watching on the TV  
e.g. Who? What? Where? When? Why? How?



# Tips for creating a culture at home



- Ask them about what they have been reading at school
- Turn the subtitles on your television/devices
- Song lyrics on Spotify
- Join the local library
- Buy books as presents






# Tips for creating a culture at home



*Get Creative and have fun!*

- Draw the characters from the book they are reading
- Create a comic strip of their favourite part of the story
- Write the next part of the story or even a re-write!
- Write a diary entry for one of the characters




# Tips for creating a culture at home



*Get Creative and have fun!*

- Write the book as a film script. They can decide who would play each part
- Write a review of the story
- Research around the topics within the story
- Look up 5-10 tricky words from the story using a dictionary website. Create a poster on it



## Advice to encourage writing

- Read your child's exercise books with them and discuss the writing they have done.
- Encourage your child to check their written work carefully. It should be checked for accuracy and for use of interesting language and devices. A piece of written work is not finished until it has been proofread!
- Encourage your child to use both a thesaurus and a dictionary. They will need both, especially if they use an online thesaurus as the new word might not make sense in the context they are using it.
- Be an audience for their writing, feeding back on the impact their writing has had on you.
- Share newspaper, magazine articles or web texts that are written in interesting or engaging ways and explore how they might use these ideas in their own writing.



# Get Creative with writing!

- Spontaneous spelling tests are a good idea, especially on long car journeys!
- Encourage them to write to influence people through posting or emailing their reactions and ideas on current affairs and local issues, for example, emailing politicians, commenting or having their own blog, writing for a community, sports or other interest group newsletter or website.
- Encourage them to continue to write for pleasure in whatever form they enjoy and experiment further, for example, extend fiction writing to drafting a script for a play or film.
- Share newspaper, magazine articles or web texts that are written in interesting or engaging ways and explore how they might use these ideas in their own writing.



## Advice to encourage speaking, oracy and communication

- Encourage your child to talk to you and others in your family about challenging topics. Use items in the news, on television or from their reading to talk about controversial issues. Encourage them to think about other ways of looking at things and consider other viewpoints.
- Talk to your children whenever you can! It's true that in busy households it's becoming more and more difficult for families to spend quality time talking in a reflective way about what everyone's been doing. Mealtimes can often be the best time for families to get together like this.
- Encourage them to take part in social activities to broaden their experience of using talk, for example, drama groups, making and performing music with others, and taking part in voluntary or charity work.



**Mrs. Langham**

**Literacy Co-ordinator**

**[l.langham@theacademycarlton.org](mailto:l.langham@theacademycarlton.org)**